

Color Production Printer

# RICOH Pro C5200s/C5210s

Printer  Copier  Facsimile  Scanner

**RICOH**  
imagine. change.



Pro C5200s  
**65** ppm  
monochrome  
and full-color


Pro C5210s  
**80** ppm  
monochrome  
and full-color

# Keep your production print operation relevant, viable and competitive

With the compact, versatile RICOH® Pro C5200s/Pro C5210s, you can improve customer experience, increase productivity and lower printing costs. These multi-function digital color production systems provide expansive capabilities that are ideal for in-plants, corporate reprographics departments (CRDs), franchise printers and commercial printers. Meet simple-to-complex customer requirements with vibrant color, an array of media choices and multiple finishing options. Earn rapid ROI by producing brochures, direct mail, manuals, point-of-sale displays, oversize items, books and other materials quickly and economically.

Support your marketing, operational and financial objectives with systems that help you:

- Differentiate your business.
- Satisfy and retain customers.
- Raise the bar for agile information management.
- Keep jobs in-house.
- Lower operating costs.
- Safeguard information.
- Improve productivity and throughput.
- Handle vertical market applications effortlessly.
- Grow with confidence.



# Strengthen your reputation for high quality and stellar customer service

## Differentiate your business

Precise, repeatable quality helps your shop stand out in a competitive industry. The Pro C5200s/Pro C5210s produce information that's distinguished by crisp, clear text and images that are saturated in rich, dense color by our innovative printing process. Maintain stringent quality standards with tight registration; with technology that minimizes color shifts; and with consistent ability to print on specialty stocks. For follow-on small reprint or on-demand jobs, the Pro C5200s/Pro C5210s can match the image quality of your larger systems, enabling you to use assets in the most productive manner for you and your customers. Better yet, the devices monitor image quality continuously and recalibrate when necessary, automatically protecting the overall quality of every piece that goes out your door.



## Satisfy and retain customers

With abundant capabilities in a single device, you can easily cross-sell and up-sell various output sizes, media and finishing options to keep customers coming back for more. Print on thick stock (up to 360 gsm) that's up to 13" x 19.2" in size to produce direct mail, menus or other items that must be distinct and durable. Produce unique postcards and envelopes by feeding coated and textured paper through optional media trays. Create professional-quality oversize sheets up to 27.5" long for point-of-sale displays and signage. Produce professionally-bound books on demand. With such exceptional output flexibility, in-plants and CRDs can keep more work in-house and print-for-pay businesses can reach out to new market segments.



## Raise the bar for agile information management

The more ways you can accept and distribute information, the better you can meet customer preferences and deadlines. With the Pro C5200s/Pro C5210s, you can scan full-color documents and share them electronically with scan-to capabilities. With scan-to-URL, you can send an email with an embedded URL link to the system's hard disk drive — use it for proofing or to get information to recipients without waiting for a courier or for recipients to return to their desks. In addition, you don't have to bog down your network by transmitting large files or storing large files on the document server. Instead, transfer files to the printer from USB or SD cards. With multi-function options, you'll improve customer experience while gaining internal efficiencies.





# Make the best use of limited real estate with affordable, powerful multi-function systems

- 1 Improve output quality with preprinted covers:** Add the optional CI4040 and CI4020 Cover Interposers so you have one or two sources to feed preprinted sheets.
- 2 Save money by printing full-color booklets in-house:** Choose between two optional inline booklet finishers: the 2,000-Sheet SR4130 and the 2,500-Sheet SR5080. Saddle Stitch booklets up to 20 sheets/80 pages. Add an optional hole punch unit to either finisher.
- 3 Expand information presentation formats:** Offer six types of folds with the optional FD4000 Multi-Fold Unit.
- 4 Avoid job redos:** Reduce toner adhesion on stacked, coated paper when you use the optional Buffer Pass Unit to cool media before sending it to the finishing unit.
- 5 Keep jobs flowing through production:** Install the optional De-Curl Unit to minimize paper curling and improve stacking.
- 6 Streamline information capture:** Copy and scan jobs up to 220 images per minute using the standard 220-Sheet Document Feeder, which scans duplex color in a single pass.
- 7 Speed through job instructions:** Complete tasks quickly and easily using the standard, intuitive, post-mounted Full-Color WVGA Control Panel.
- 8 Know immediately when a system needs attention:** View the Status Light Pole from anywhere in the room.
- 9 Be known for superb reproduction quality:** Expect rave reviews for brilliant color and smooth, subtle gradations thanks to standard Vertical Cavity Surface Emitting Laser (VCSEL) technology and PxP-EQ toner technology.



RICOH Pro C5200s

**10 Produce oversize jobs in-house:** Print on media up to 27.5" long when you use the optional Multi-Bypass Banner Sheet Tray or the optional Banner Sheet Guide Tray for the RT4050 LCT.

**11 Refill paper without downtime:** Rely on the Active Tray Indicators to tell you which tray is in use so you can fill other trays while the system is running.

**Simplify print management tasks:** Choose an optional, easy-to-use digital front end: Fiery® E-24B handles most in-plant and CRD tasks and the server-based Fiery E-44B provides more information processing power that may be required by franchise and commercial printers. Both provide advanced color management and automation tools.

**Reduce job setup time:** Use the optional Media Identification Unit to locate the closest available media match automatically when you're replacing media from one job to the next.



To view detailed features of our color production products online go to [www.ricoh-usa.com/products](http://www.ricoh-usa.com/products)

# Control costs while you increase efficiency and safeguard information

## Keep jobs in-house

The more types of jobs you can keep in-house, the better and faster you can service your customers. The Pro C5200s/Pro C5210s help you accomplish this goal by offering multiple inline finishing options, and the systems can be customized with optional paper-handling features. Accomplish hands-free stapling, hole-punching, saddle stitching, booklet finishing and folding. Merge preprinted covers into jobs, and de-curl paper to improve stacking. With the Pro C5200s/Pro C5210s, you can control output appearance and finishing, all with predictable costs and turnaround times.



## Lower operating costs

By simplifying print-related tasks and conserving energy with the Pro C5200s/Pro C5210s, you can lower labor and other operating costs significantly. Configure and install print drivers automatically when you use our Device Software Manager. Use RICOH @Remote to monitor devices in real time, expedite remote repairs, and automate meter reads and toner orders. In addition, these systems have a low Typical Electricity Consumption (TEC) value, which earns an ENERGY STAR® certification and meets EPEAT® Gold criteria\*. This translates into low power consumption, which you can further maximize by programming the systems to shut down when your shop is closed. And, to avoid the cost of idle systems, you can participate in our Trained Customer Replaceable Units (TCRU) program to keep downtime to a minimum.

\*EPEAT rating is applicable only in the U.S.



## Safeguard the information you handle

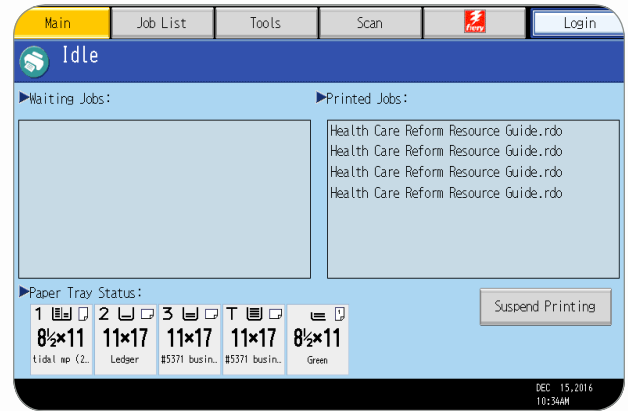
When you protect information, you also protect customer relationships and revenue. The Pro C5200s and Pro C5210s are allies in this cause. User authentication ensures only authorized users can access specific functions and output. Optionally, you can require users to pass a proximity card or ID card in front of a card reader to gain access to the device. Data encryption tools help safeguard information that's stored, reused or transmitted, and the DataOverwriteSecuritySystem (DOSS) overwrites latent data on the hard drive. With multiple layers of security, you and your customers can feel confident that sensitive and confidential information is in good hands.



# Gain efficiencies from day one and build on them for the future

## Improve productivity and throughput

By making print tasks easier for your staff to perform, you can improve productivity and throughput. At the same time, you can reduce errors that lead to rework and higher cost. In both Windows® and Mac® environments, you can choose the standard Ricoh controller or optional Fiery® controllers to eliminate time-consuming manual tasks and minimize training time. With the Ricoh controller, you can customize workflows and work style using the optional Smart Operation Panel. Icon-based shortcuts, for example, allow you to find information fast and speed up repetitive tasks — all with the familiar swiping, flicking and tapping gestures you use on your mobile devices. The optional Fiery® E-24B and server-based Fiery E-44B controllers simplify color management tasks with intuitive, straightforward commands.



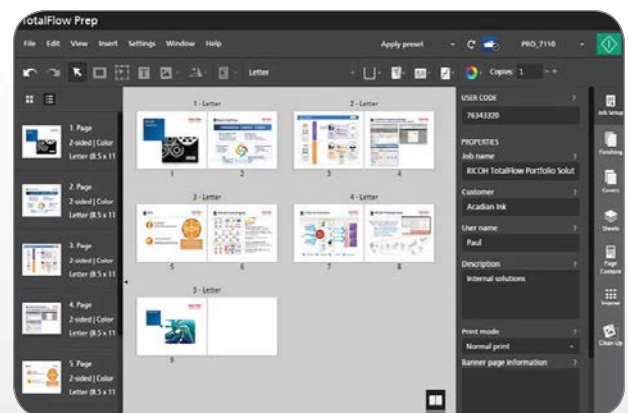
## Handle vertical market requirements effortlessly

Be the go-to print provider for industries such as healthcare, government, legal and education. Each has specific applications, but all require quality, timeliness and reliability that you can deliver as an in-plant, CRD, franchise printer or commercial printer. With the versatile Pro C5200s/Pro C5210s, you can fulfill color or black-and-white requests for marketing materials, forms, legal documents, training materials, handouts, manuals, teacher handouts, student projects and so on. After you scan and digitize information, you can re-run jobs at a moment's notice. Or, you can offer the speed and convenience of electronic delivery. With robust multi-function capabilities, it's easy to prove you're an industry output specialist.



## Grow with confidence

Growing your operation is easier when you have the right technology and the right vendor to back you up. With the Pro C5200s/Pro C5210s, you can speed through jobs by producing up to 80 color or black-and-white prints per minute, even in duplex mode, to meet increasing volumes. Accept long-run jobs without hesitation because you can expand paper capacity up to 8,250 sheets. Add optional RICOH TotalFlow® Print Manager or RICOH TotalFlow® Production Manager software to further automate repetitive tasks and reduce manual touch points. When you're ready to expand, we're here to help you reach your goals with vast production print expertise, industry knowledge and the largest service organization in the country.





# RICOH Pro C5200s/C5210s

## SYSTEM SPECIFICATIONS



### Specifications

<b>Print/Copy Process</b>	4 drum dry electrostatic transfer system with internal transfer belt Oil-less belt fusing method
<b>Fusing</b>	640 GB (320 GB x 2)
<b>System Memory/RAM</b>	220-Sheet ADF with single-pass color duplex scanning at up to 220 ipm
<b>Document Feeder</b>	Standard: Full-color 9" WVGA touch panel Optional: Full-color 10.1" Smart Operation Panel
<b>Control Panel</b>	600 dpi 1200 x 4800 dpi
<b>Copy Resolution</b>	600 dpi
<b>Print Resolution</b>	600 dpi
<b>Scan Resolution</b>	Simplex: 120 ipm; Duplex: 220 ipm
<b>Scan Speed (FC/B&amp;W)</b>	Up to 12.7" x 18.9" (323 x 480 mm) (from platen)
<b>Max. Print Area</b>	Less than 120 seconds
<b>Warm-Up Time</b>	Pro C5200s: 65 ppm (FC/B&W)
<b>Output Speed</b>	Pro C5210s: 80 ppm (FC/B&W)
<b>Paper Capacity</b>	Tray 1: 1,250 x 2 Trays 2 - 3: 550 x 2 Bypass Tray: 250 sheets; Supports duplex Total Standard/Max. Capacity: 3,850/8,250 sheets
<b>Paper Size</b>	Tray 1: 8.5" x 11" Trays 2 - 3: 5.5" x 8.5" to 13" x 19.2" Bypass: 5.5" x 8.5" to 13" x 19.2", Envelopes
<b>Paper Weight</b>	Trays 1 - 3: 14 lb. Bond - 110 lb. Cover (52 - 300 g/m <sup>2</sup> ) Bypass Tray: 14 lb. Bond - 130 lb. Cover (52 - 360 g/m <sup>2</sup> ) Duplex: 14 lb. Bond - 110 lb. Cover (52 - 300 g/m <sup>2</sup> )
<b>Max. Monthly Volume</b>	150 K
<b>Duty Cycle</b>	300 K
<b>Power Requirements</b>	208 - 240 V/12A/60 Hz (dedicated) Max. Power Consumption 2,400 W or less
<b>Typical Electricity Consumption (TEC)*</b>	Pro 5200s: 6.25 kWh/wk Pro 5210s: 7.44 kWh/wk
<b>Dimensions (WxDxH)</b>	31.4" x 34.6" x 48.4" (799 x 880 x 1,230 mm) (incl. ADF)
<b>Weight</b>	Less than 576.4 lbs. (262 kg)

\*Typical Electricity Consumption by ENERGY STAR program.

### Copier Features

Document Server, Simplified Display, Auto Paper Selection, Auto Start, Auto Tray Switching, Auto Image Density, Auto Color Calibration, Interrupt Copy, User Codes (1,000), Job Programs (25), Color Erase/Convert/Overlay, Electronic Sort/Stack, Image Rotation, Rotate Sorting, Bates Numbering, Multiple Security Features (DOSS, Data Encryption (AES256bit/SHA2), Network User Authentication, Unauthorized Copy Control, Mandatory Security Information Print (Compulsory Security Stamp), SMTP over SSL

### Accessories

<b>RT4050 DLT Large Capacity Tray (LCT)</b>	2,200 sheets Up to 13" x 19.2"
<b>Paper Size</b>	14 lb. Bond - 110 lb. Cover (52 - 300 g/m <sup>2</sup> )
<b>Paper Weight</b>	34.2" x 28.7" x 25.9" (869 x 730 x 658 mm)
<b>Dimensions (WxDxH)</b>	180 lbs. (82 kg)
<b>Weight</b>	
<b>RT4020 Large Capacity Tray (LCT)</b>	4,400 sheets 8.5" x 11"
<b>Paper Size</b>	14 lb. Bond - 80 lb. Cover (52 - 216 g/m <sup>2</sup> )
<b>Paper Weight</b>	13.8" x 21.3" x 24.6" (352 x 540 x 625 mm)
<b>Dimensions (WxDxH)</b>	44 lbs. (20 kg)
<b>Weight</b>	
<b>CI4040 Single Source Cover Interposer Tray</b>	5.5" x 8.5" - 11" x 17"
<b>Paper Size</b>	17 lb. Bond - 80 lb. Cover (64 - 216 g/m <sup>2</sup> )
<b>Paper Weight</b>	200 sheets
<b>Stack Capacity</b>	19.7" x 23.6" x 23.6" (500 x 600 x 600 mm)
<b>Dimensions (WxDxH)</b>	26 lbs. (12 kg)
<b>Weight</b>	
<b>CI4020 2 Dual Source Cover Interposer Tray</b>	5.5" x 8.5" - 13" x 19.2"
<b>Paper Size</b>	17 lb. Bond - 80 lb. Cover (64 - 216 g/m <sup>2</sup> )
<b>Paper Weight</b>	200 sheets x 2 trays
<b>Stack Capacity</b>	21.2" x 28.7" x 50" (540 x 730 x 1,270 mm)
<b>Dimensions (WxDxH)</b>	99 lbs. (45 kg)
<b>Weight</b>	
<b>SR4120 3,000-Sheet Finisher with 65-Sheet Stapler</b>	250 sheets (8.5" x 11" or smaller)
<b>Capacity (Proof Tray)</b>	50 sheets (8.5" x 14" or larger)
<b>Capacity (Shift Tray)</b>	8.5" x 11" - 3,000 sheets 8.5" x 14" - 13" x 19.2" - 1,500 sheets 5.5" x 8.5" - 13" x 19.2"
<b>Paper Size</b>	Proof Tray: 14 lb. Bond - 80 lb. Cover (52 - 220 g/m <sup>2</sup> ) Shift Tray: 14 lb. Bond - 130 lb. Cover (52 - 360 g/m <sup>2</sup> )
<b>Paper Weight</b>	Shift Tray: 14 lb. Bond - 130 lb. Cover (52 - 360 g/m <sup>2</sup> )
<b>Staple</b>	8.5" x 11" - 11" x 17" - 65 sheets
<b>Staple Position</b>	Top, Bottom, 2-Staple, Top Slant
<b>Dimensions (WxDxH)</b>	25.9" x 28.7" x 38.6" (657 x 730 x 980 mm)
<b>Weight</b>	83.6 lbs. (38 kg)

<b>SR4130 2,000-Sheet Booklet Finisher</b>	250 sheets (8.5" x 11" or smaller)
<b>Capacity (Proof Tray)</b>	50 sheets (8.5" x 14" or larger)
<b>Capacity (Shift Tray)</b>	8.5" x 11" - 2,000 sheets (LEF) 8.5" x 11" - 13" x 19.2" - 1,000 sheets (LEF) 5.5" x 8.5" - 13" x 19.2"
<b>Paper Size</b>	Proof Tray: 14 lb. Bond - 80 lb. Cover (52 - 220 g/m <sup>2</sup> ) Shift Tray: 14 lb. Bond - 130 lb. Cover (52 - 360 g/m <sup>2</sup> )
<b>Paper Weight</b>	Shift Tray: 14 lb. Bond - 130 lb. Cover (52 - 360 g/m <sup>2</sup> )
<b>Staple</b>	8.5" x 11" - 11" x 17" - 65 sheets
<b>Saddle Stitch Staple</b>	8.5" x 11" - 13" x 18" - 20 sheets
<b>Staple Position</b>	Top, Bottom, 2-Staple, Top Slant, Booklet
<b>Dimensions (WxDxH)</b>	25.9" x 28.7" x 38.6" (657 x 730 x 980 mm)
<b>Weight</b>	116.6 lbs. (53 kg)
<b>SR5070 3,000-Sheet Finisher with 100-Sheet Stapler</b>	250 sheets (8.5" x 11" or smaller)
<b>Capacity (Proof Tray)</b>	50 sheets (8.5" x 14" or larger)
<b>Capacity (Shift Tray)</b>	8.5" x 11" - 3,000 sheets 8.5" x 11" - 11" x 17" - 1,500 sheets 12" x 18" - 13" x 19.2" - 1,000 sheets 5.5" x 8.5" - 13" x 19.2"
<b>Paper Size</b>	Proof Tray: 14 lb. Bond - 80 lb. Cover (52 - 216 g/m <sup>2</sup> ) Shift Tray: 14 lb. Bond - 130 lb. Cover (52 - 360 g/m <sup>2</sup> )
<b>Paper Weight</b>	Shift Tray: 14 lb. Bond - 130 lb. Cover (52 - 360 g/m <sup>2</sup> )
<b>Staple</b>	8.5" x 11" - Up to 100 sheets 8.5" x 14" - 11" x 17" - Up to 50 sheets 39.2" x 28.7" x 44.3" (996 x 730 x 1,126 mm)
<b>Dimensions (WxDxH)</b>	246.4 lbs. (112 kg)
<b>Weight</b>	
<b>SR5080 2,500-Sheet Booklet Finisher</b>	250 sheets (8.5" x 11" or smaller)
<b>Capacity (Proof Tray)</b>	50 sheets (8.5" x 14" or larger)
<b>Capacity (Shift Tray)</b>	8.5" x 11" - 2,500 sheets 8.5" x 11" - 11" x 17" - 1,500 sheets 12" x 18" - 13" x 19.2" - 1,000 sheets 5.5" x 8.5" - 13" x 19.2"
<b>Paper Size</b>	Proof Tray: 14 lb. Bond - 80 lb. Cover (52 - 216 g/m <sup>2</sup> ) Shift Tray: 14 lb. Bond - 130 lb. Cover (52 - 360 g/m <sup>2</sup> )
<b>Paper Weight</b>	Shift Tray: 14 lb. Bond - 130 lb. Cover (52 - 360 g/m <sup>2</sup> )
<b>Staple</b>	8.5" x 11" - Up to 100 sheets 8.5" x 14" - 11" x 17" - Up to 50 sheets 8.5" x 11" - 13" x 19.2" - 20 sheets 24 lb. Bond Max. (64 - 90 g/m <sup>2</sup> )
<b>Saddle Stitch Staple</b>	1 - 5 sheets
<b>Saddle Stitch Weight</b>	39.2" x 28.7" x 44.3" (996 x 730 x 1,126 mm)
<b>Folding Without Staple</b>	246.4 lbs. (112 kg)
<b>Dimensions (WxDxH)</b>	
<b>Weight</b>	
<b>Multi Bypass Banner Sheet Tray Type S6</b>	50 sheets up to 13" x 27.5"
<b>Paper Capacity</b>	14 lb. Bond - 110 lb. Cover (52-300g/m <sup>2</sup> )
<b>Paper Size</b>	
<b>Paper Weight</b>	
<b>Banner Sheet Guide Tray for A3/11"x17" LCIT Type S6</b>	250 sheets up to 13" x 27.5"
<b>Paper Capacity</b>	14 lb. Bond - 110 lb. Cover (52-300g/m <sup>2</sup> )
<b>Paper Size</b>	
<b>Paper Weight</b>	
<b>SR4000 Series Output Tray for Banner Sheet Type S6</b>	50 sheets up to 13" x 27.5"
<b>Paper Capacity</b>	14 lb. Bond - 110 lb. Cover (52-300g/m <sup>2</sup> )
<b>Paper Size</b>	
<b>Paper Weight</b>	
<b>SR5000 Series Output Tray for Banner Sheet Type S6</b>	200 sheets up to 13" x 27.5"
<b>Paper Capacity</b>	14 lb. Bond - 110 lb. Cover (52-300g/m <sup>2</sup> )
<b>Paper Size</b>	
<b>Paper Weight</b>	
<b>FD4000 Multi-Folding Unit</b>	Single Sheet Mode: Z-Fold, Half-Fold/Print inside, Half-Fold/Print outside, Letter Fold-in/Print inside, Letter Fold-in/Print outside, Letter Fold-out, Double Parallel/Print inside, Double Parallel/Print outside, Gate-Fold/Print inside, Gate-Fold/Print outside
<b>Folding Type:</b>	Multiple Sheets Mode: Half fold, Letter Fold-in, Letter Fold-out Single Sheet Mode: Z folding: 8.5" x 11" - 12" x 18"; Half folding: 8.5" x 11" - 13" x 19.2"; Letter folding: 8.5" x 11" - 12" x 18"; Double Parallel folding: 8.5" x 11" - 12" x 18"; Gate folding: 8.5" x 11" - 12" x 18"
<b>Paper Size:</b>	Multiple Sheets Mode: Half folding: 8.5" x 11" - 13" x 19.2"; Letter folding: 8.5" x 11" - 12" x 18"; Letter Fold-out: 8.5" x 11" - 8.5" x 14"
<b>Dimensions (WxDxH)</b>	18.5" x 38.5" x 28.75" (470 x 980 x 730 mm)
<b>Weight</b>	203 lbs. (92 kg)
<b>GBC StreamPunch™ Ultra MP</b>	Customer replaceable die sets - various patterns available
<b>Punch Type</b>	5.5" x 8.5", 8.5" x 11", 8.5" x 14", 11" x 17"
<b>Paper Size Supported</b>	20 lb. Bond - 110 lb. Cover (75-300 g/m <sup>2</sup> )
<b>Paper Weight Supported</b>	
<b>PBM350-m/500-m Plockmatic Booklet Maker</b>	8.5" x 11" - 12" x 18"
<b>Paper Sizes</b>	17 lb. Bond - 110 lb. Cover (60 - 300 g/m <sup>2</sup> )
<b>Paper Weight</b>	PBM350-m 2-35 sheets (20lb. Bond/80g/m <sup>2</sup> ) PBM500-m 2-50 sheets (20lb. Bond/80g/m <sup>2</sup> )

### Additional Accessories

Smart Operation Panel Type S6, 11" x 17" Tray Unit Type M26, Output Copy Tray Type M26, PUS020 Punch Unit, Output Jogger Unit Type M25, Tab Sheet Holder Type M2, File Format Converter Type M19, Cooling Fan Unit Type M26, PostScript3 Unit Type M26, OCR Unit Type M13, Counter Interface Unit Type M12, NFC Card Reader Type S6, Extended USB Board Type M19, IEEE1284 Interface Board Type M19, IEEE802.11a/g/n Interface Unit Type M19, Copy Connector Type M25, Media Identification Unit Type S3, TCRU/ORU Type S6 Set A & Set B, Buffer Pass Unit Type S6 and DU5020 Decurl Unit

<b>Fiery E-24B Color Controller Specifications</b>	
<b>Controller Type</b>	Embedded Type
<b>Fiery Platform</b>	Fiery F5200
<b>CPU</b>	Intel I1820 2.7 GHz
<b>Host Interface</b>	1000Base-T/100Base-TX/10Base-T Ethernet x 2
<b>Memory</b>	2 GB
<b>Internal HDD</b>	500 GB
<b>Operating System</b>	Linux
<b>Network Protocol</b>	TCP/IP (IPv4/IPv6), SMB
<b>Printer Description</b>	Adobe PostScript 3 (std.), PCL6/5c (std.)
<b>Language</b>	
<b>Max Print Resolution</b>	1200 x 4800 dpi
<b>Scan Resolution</b>	Up to 600 dpi
<b>Fonts</b>	PS3: 138 fonts/PCL: 80 AGFA fonts
<b>Operation Panel</b>	Via touch panel display on the MFP
<b>Utilities</b>	Standard: Command WorkStation 5, Fiery Scan, Printer Delete Utility, Fiery Web Tools, Fiery VUE, Secure Print Optional: Fiery Impose, Fiery Compose, Color Profiler Suite ES-2000, Productivity Package, Spot Unit, Hot Folders, Auto Trap

<b>Color Management Tools</b>	ColorWise
<b>Calibration</b>	ES-2000 (opt.)
<b>Power Requirements</b>	100-240 V/3.0A/50-60 Hz
<b>Max. Power Consumption</b>	180 W
<b>Dimensions (WxDxH)</b>	4.9" x 14.3" x 11.6" (124.3 x 362.5 x 294.6 mm)
<b>Weight</b>	12.1 lbs. (5.5 kg)

<b>Fiery E-44B Color Controller Specifications</b>	
<b>Controller Type</b>	Server Type
<b>Fiery Platform</b>	Fiery F5200 Pro
<b>CPU</b>	Intel Core i5-4570S 2.9 GHz
<b>Host Interface</b>	1000Base-T/100Base-TX/10Base-T Ethernet x 2
<b>Memory</b>	4 GB
<b>Internal HDD</b>	1 TB
<b>Operating System</b>	Windows Embedded 8.1 Pro
<b>Network Protocol</b>	TCP/IP (IPv4/IPv6), SMB
<b>Printer Description</b>	Adobe PostScript 3 (std.), PCL6/5c (std.)
<b>Language</b>	
<b>Print Resolution</b>	1200 x 4800 dpi
<b>Scan Resolution</b>	Up to 600 dpi
<b>Fonts</b>	PS3: 138 fonts/PCL: 80 AGFA fonts
<b>Operation Panel</b>	Via touch panel display on the MFP
<b>Utilities</b>	Standard: Command WorkStation 5, Fiery Scan, Printer Delete Utility, Fiery Web Tools, Fiery VUE Optional: Fiery Impose, Fiery Compose, Color Profiler Suite ES-2000, Graphic Arts Package Premium Edition Upgrade, FACI Furniture Bundle, HDD Security

<b>Color Management Tools</b>	ColorWise
<b>Calibration</b>	ES-2000 (opt.)
<b>Power Requirements</b>	100-240 V/6.0A/50-60 Hz
<b>Max. Power Consumption</b>	350 W
<b>Dimensions (WxDxH)</b>	8.3" x 19" x 19.2" (212 x 483 x 489 mm)
<b>Weight</b>	43.1 lbs. (19.5 kg)

### Consumables and Yields

<b>Black:</b>	33,000 prints*
<b>Cyan:</b>	24,000 prints*
<b>Magenta:</b>	24,000 prints*
<b>Yellow:</b>	24,000 prints*
<b>Waste Toner Bottle:</b>	94,000 prints*

\*Based on 8.75% Coverage (A4/LT). Actual yields may vary based on genuine Ricoh parts printed and other factors.

For maximum performance and yield, we recommend using genuine Ricoh parts and supplies.

Specifications subject to change without notice.



www.ricoh-usa.com

Ricoh USA, Inc., 70 Valley Stream Parkway, Malvern, PA 19355, 1-800-63-RICOH

Ricoh® and the Ricoh Logo are registered trademarks of Ricoh Company, Ltd. All other trademarks are the property of their respective owners. ©2016 Ricoh USA, Inc. All Rights Reserved. The content of this document, and the appearance, features and specifications of Ricoh products and services are subject to change from time to time without notice. Products are shown with optional features. While care has been taken to ensure the accuracy of this information, Ricoh makes no representation or warranties about the accuracy, completeness or adequacy of the information contained herein, and shall not be liable for any errors or omissions in these materials. Actual results will vary depending upon use of the products and services, and the conditions and factors affecting performance. The only warranties for Ricoh products and services are as set forth in the express warranty statements accompanying them.

R3737-C